


GOLD NOTE

Italian Music Experience



PA-1175

Stereo Power Amplifier

IMPORTANT SAFETY INFORMATION



WARNING



TO PREVENT FIRE OR SHOCK HAZARD, DO NOT EXPOSE THIS APPLIANCE TO RAIN OR MOISTURE



CAUTION
RISK OF ELECTRIC SHOCK
DO NOT OPEN



CAUTION!

TO REDUCE THE RISK OF ELECTRIC SHOCK, DO NOT REMOVE COVER (OR BACK). NO USER-SERVICEABLE PARTS INSIDE. REFER ONLY TO QUALIFIED GOLD NOTE SERVICE PERSONNEL FOR SERVICE

Do not disassemble any part of the product.

Do not use any part of the product for other purposes.

For service and problems of any kind, contact qualified Gold Note personnel.

Protect the product from rain and humidity and keep away from heat sources, electric and electronic motors etc.

The power Chord supplied must be used only on this unit.

Gold Note does not have responsibility for any improper use of this unit.

This appliance has a serial number located on the rear panel.

Please record the model and serial number and retain them for your records.

Serial Number: _____

Model: _____

IMPORTANT SAFETY INFORMATION

- 1** Read these instructions and store them.
- 2** Heed all warnings.
- 3** Follow the instructions.
- 4** Do not use this apparatus near water.
- 5** Clean only with a dry cloth.
- 6** Do not block the ventilation openings and install in accordance with the manufacturer's instructions.
- 7** Do not install near heat sources such as radiators, heat registers, stoves or other apparatus (including amplifiers) that produce heat.
- 8** Do not defeat the safety purpose of the polarized or grounding-type plug: a polarized plug has two blades with one wider than the other.

A grounding type plug has two blades and a third grounding prong.

The wide blade or the third prong are provided for your safety.

If the provided plug does not fit into your outlet, consult an electrician for replacement of the obsolete outlet.

9 Protect the power cord from being walked on or pinched particularly at plugs, convenience receptacles, and the point where they exit from the apparatus.

10 Only use attachments/accessories specified by the manufacturer.

11 Use only with the cart, stand, tripod, bracket, or table specified by the manufacturer, or sold with the apparatus.

When a cart is used, use caution when moving the cart/apparatus combination to avoid injury from tip-over.

12 Unplug this apparatus during lightning storms or when unused for long periods of time.

13 Refer all servicing to qualified service personnel only.

Servicing is required when the apparatus has been damaged in any way (such as when the power cord or plug is damaged, liquid has been spilled or objects have fallen into the apparatus, the apparatus has been exposed to rain or moisture) and in any case when the apparatus does not operate normally or has been dropped.

-
- Do not expose this apparatus to drips or splashes.
 - Do not place any objects filled with liquids, such as vases, on the apparatus.
 - Do not install this apparatus in a confined space such as a book case or similar unit.
 - The apparatus draws nominal non-operating power from the AC outlet with its POWER or STANDBY/ON switch not in the ON position.
 - The apparatus should be located close enough to the AC outlet so that you can easily grasp the power cord plug at any time.
 - The main plug is used as the disconnect device, the disconnect device shall remain readily operable.
 - If the product uses batteries (including a battery pack or installed batteries), they should not be exposed to sunshine, fire or excessive heat.
 - Caution should be taken when using earphones or headphones with the product because excessive sound pressure (volume) from earphones or headphones can cause hearing loss.

DESCRIPTION & SPECIFICATIONS

The PA-1175 is one of the most innovative stereo Power Amplifiers available on the market.

The PA-1175 is the Gold Note first stereo amplifier ever made over 20 years of designing electronics.

As first ever made stereo amplifier the PA-1175 features a lot of innovations have always distinguished Gold Note designs.

The PA-1175 merges the knowledge of the acclaimed Demidoff single ended amplifiers with high power rate never reached before.

The PA-1175 is a Dual-Mono amplifier featuring 4 matched pair of transistors per channel with a proprietary Gold Note BIAS constant current generator enables high current and high power rate with ultra low distortion.

The amplifier features a Gold Note innovative Optical BIAS that uses optical devices to control the voltage reference of the unit that being much more stable of the traditional electronic ones the optical devices guarantee extraordinary audio performance.

Besides Gold Note introduced a new unique Optical Protection for the output stage, featuring optical decoupling that despite the traditional electronic ones that typically downgrading the performance, analysis the audio signal optically.

The Optical Protection is completely separated by the audio signal path allowing a perfect protection to the unit and unbeatable performance.

PA-1175 features a unique adjustable Damping Factor design to set a DF of 250 or 25 allowing an ideal match with any kind of speakers: delivering full power and great control at 250 DF (necessary to drive with large and difficult speakers) or acting as a low power tube amps at 25 DF (to drive high sensitivity or mini-monitor speakers that don't require the energy of a big amplifier).

The PA-1175 is a fully balanced amplifier features BTL design (Bridge-Tied-Load) allows the unit being easily bridged working as mono amp doubling its large power rate from 175watt per channel @ 8ohm to a considerably 350watt per channel.

The existing flexibility of the stereo power amplifier could be largely extended with the mono application for all kind of speakers really requires high power and great energy.

The amplifier features a 800VA custom made toroidal audio transformer dampened with original Ducati race bikes silent block to guarantee e terrific effect and perfect insulation. A small 6VA transformer powers all service functions out of the audio signal path to preserve the best performance.

Top-level electronic components combined with outer connections RCA, XLR and original Rhodium Gold Note speaker terminals complete the PA-1175 high-level quality.

The PA-1175 is built around a very solid steel chassis completed by large massive panels of aluminum to avoid RFI and EMI.

DESCRIPTION & SPECIFICATIONS

HIGH POWER AMP

The PA-1175 is a 175Watt per channel @ 8ohm Stereo Power Amplifier bridgeable to have a mono 350Watt per channel

GOLD NOTE AUDIO DESIGN

Single-End 8 transistors per channel inductive GN Design developed from the Diamond Line

GOLD NOTE OPTICAL BIAS REGULATION

Full innovative GN optical BIAS regulation design allows ultra low distortion clean power music signal

GOLD NOTE OPTICAL PROTECTION

Innovative GN design Optical Output Protection to enable best audio performance

ADJUSTABLE DAMPING FACTOR

Adjustable GN property Damping Factor 250/25 playing alternatively low sensitivity difficult speakers and easy load or mini monitors

FINISHES

Black or Silver Brushed Aluminum

Left Side Inserts: Aluminum

SPECIFICATIONS

Power output: 175W per channel @ 8Ω and 350W @ 8Ω in mono (BTL)

Frequency response: 1Hz-100kHz at +/-1dB

THD - Total Harmonic Distortion: <0.01%THD @ 20Hz-20kHz

Signal to Noise ratio: -110dB

Damping factor: Selectable 250 or 25

Slew rate: 20V/μs

AUDIO INPUTS

Stereo RCA, stereo XLR balanced

Input sensitivity: 1000mV on RCA and 4000mV on XLR

Input impedance: 47Kohm

AUDIO OUTPUTS

Speakers: Gold Note Binding Posts

POWER

Mains supply: 100 to 245V, 50/60Hz, depending on market destination not convertible

Power transformers: 600VA Toroidal Customized

Audio Power Transformer and 6VA transformer for all service out of the audio signal path


Power consumption: 600W max - >1W idle

DIMENSIONS

Dimensions: 430mm L x 135mm H x 370mm D

Total weight: 25kg

FRONT PANEL OVERVIEW



① STATUS LED

Blue when powered and with HIGH DF 250 selected
Green with LOW DF 25 selected

② STANDBY BUTTON

③ DF

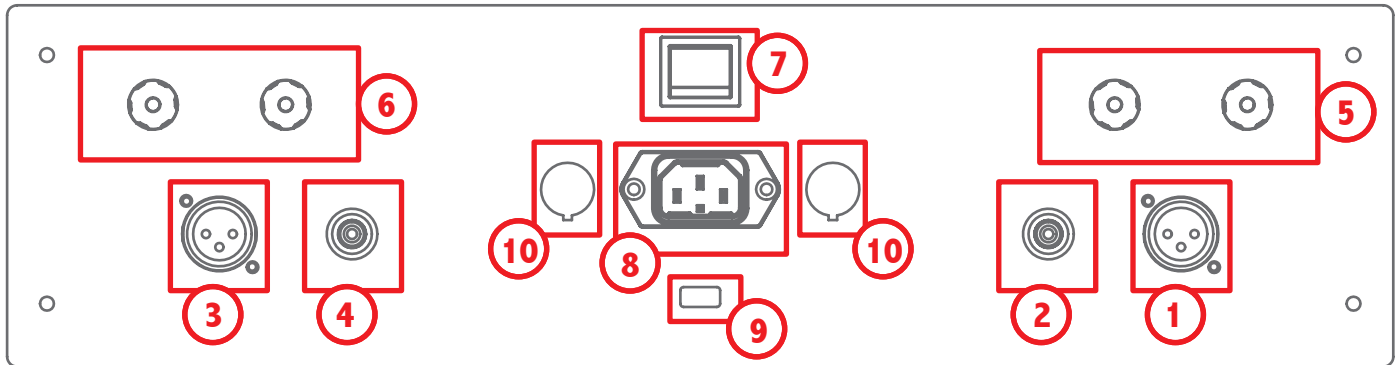
Push the DF button to adjust the DampingFactor from HIGH (250) to LOW (25)

When the DF is set on HIGH, the STATUS LED is BLUE

When the DF is set on LOW, the STATUS LED is GREEN

Every time the PA-1175 is switched ON, the DF is set on HIGH by default

REAR PANEL OVERVIEW



AUDIO INPUT

- ① XLR Balanced Left Analogue Audio IN (and XLR Mono IN if configured in BTL mode)
- ② RCA Unbalanced Left Analogue Audio IN (and RCA Mono IN configured in BTL mode)
- ③ XLR Balanced Right Analogue Audio IN
- ④ RCA Unbalanced Right Analogue Audio IN

SPEAKER OUT

- ⑤ Speaker Out Left Channel (positive pole "+" is even the positive pole if configured in BTL Mono mode)
- ⑥ Speaker Out Right Channel (positive pole "+" is the negative pole "-" if configured in BTL Mono mode)

- ⑦ MASTER SWITCH ON/OFF
- ⑧ AC Power Plug IEC
- ⑨ **BTL SWITCH** [while looking at the rear panel]
STEREO = switch to the left
MONO = switch to the right
- ⑩ FUSE

WARRANTY

To validate the warranty is necessary to register the unit on the Gold Note internet web site within 15 days from the purchase on the appropriate area of the web site:

www.goldnote.it/warranty

If the unit is not registered correctly or has been purchased from a different country of the purchaser home address the unit will not be covered by any warranty and the registration will be refused.

The warranty does not does not cover in any case: Tubes, Phono Cartridge Styli and Batteries.

SERVICE

Every GOLD NOTE® product is the result of meticulous technological research, and consequently their correct functioning is guaranteed. In spite of this it is possible that problems may emerge which non-specialist users cannot resolve.

In this case, contact your dealer to be advised on how the fault can be solved.

Do not return any object directly to the factory or to the national distributor or without being authorised to do so.

In such cases both GOLD NOTE® and the distribution agents operating within your territory decline responsibility of any kind.

PLEASE NOTE

Descriptions and technical characteristics may vary at any time and without notice.

FAQ & TROUBLESHOOTING

FAQ

ACTION	DESCRIPTION	HOW TO ADJUST IT
CLEANING THE UNIT	<ul style="list-style-type: none"> The Unit is dirty and needs to be cleaned 	<ul style="list-style-type: none"> With EXTREME care use ONLY diluted alcohol and a very soft 100% cotton cloth to sweep dust and stains out. Any acid or not extremely soft cloth will irreversibly damage the amplifier fine aesthetic. Do not use any alcohol to clean the unit anodised label, or printed parts. Only dry cloth is allowed.

TROUBLESHOOTINGS

SYMPTOM	DESCRIPTION	CAUSE	REMEDY
SPEAKER HUMMING PROBLEMS	The speakers hum when the amplifier is connected to the system	<ul style="list-style-type: none"> The unit is correctly coupled with the Ground on DC. 	<ul style="list-style-type: none"> Be sure your area and personal environment are well grounded eventually isolate the ground Pin of the power chord plug for verification.
		<ul style="list-style-type: none"> The interconnect input and/or output cables are not shielded. 	<ul style="list-style-type: none"> Be sure to always use shielded cables for the amp connections.
SWITCHING ON/OFF BUMP	The unit bumps any time is switched ON or OFF	<ul style="list-style-type: none"> It is important to notice that it does not produce any risk even if the bump is high 	<ul style="list-style-type: none"> Turn Off the amplifier as first but turn it on as last of the audio system unit
THE UNIT DOES NOT WORK WHEN THE STAGE IS SWITCHED ON		<ul style="list-style-type: none"> The AC Stage plug is disconnected from the AC wall plug 	<ul style="list-style-type: none"> Connect it being sure that the AC wall plug works
		<ul style="list-style-type: none"> The interconnect cables are not properly connected to the amp. 	<ul style="list-style-type: none"> Connect them properly
		<ul style="list-style-type: none"> One of the fuses is blown 	<ul style="list-style-type: none"> Substitute the fuse with one of the same value

For spare parts visit the official **Gold Note** store at:

<http://www.akamaiaudio.it/>

NOTE



GOLDNOTE

Italian Music Experience

www.goldnote.it